



Kenora Police Services Board Regular Meeting Agenda

**Thursday, June 25 2020
9:00 a.m.**

Electronic/Virtual Attendance

1. Roll Call

2. Declarations of Pecuniary Interest

3. Approval of the Agenda – Resolution #1

4. Presentations/Delegations

5. Minutes of the Previous Meeting(s) – Resolution #2

- Regular Kenora Police Services Board – May 22, 2020

6. Business Arising from Minutes (Outstanding Items)

- OPP Policing Contract
- OAPSB Zone 1 Response to AMO discussion paper

7. Receipt of Correspondence – Resolution #3

- June 9 – OPP Commissioners Office – Anti Racism
- June 9 – OAPSB – Annual General Meeting Update

8. New Business

- Found Property New Process
- Discussion around Community Survey

Items on HOLD - 2020

- PSB Annual Report to Council
- Business Plan
- Community Meeting

9. Detachment Commander's Report – Resolution #4

- May 2020 - Statistical Information

10. Next Meeting Date

- September 24, 2020 @ 9:00 a.m.

11. Adjourn to Closed Session – Resolution #5

That in accordance with Subsection 35(4) of the Police Services Act, authorization is now given for the Police Services Board to adjourn to a closed session under section:

(b) Intimate financial or personal matters (3 items)

12. Reconvene to Open Session

13. Adjournment – Resolution #6



Kenora Police Services Board Regular Meeting Minutes

Friday, May 22, 2020
9:00 a.m.

Electronic/Virtual Attendance

Present: S. Dias, Board Chair
D. Reynard, Member
W. Van Belleghem, Member
J. Duggan, OPP Detachment Commander
A. Poirier, Member
D. Canfield, Member
H. Pihulak, Board Secretary

1. Declarations of Pecuniary Interest

There were none declared.

2. Approval of the Agenda – Resolution #1

Moved by D. Reynard, Seconded by A. Poirier & Carried:-

That the agenda of the Regular Kenora Police Services Board for the May 22, 2020 meeting be hereby approved as presented.

3. Presentations/Delegations

4. Minutes of the Previous Meeting(s) – Resolution #2

Moved by D. Canfield, Seconded by A. Poirier & Carried:-

That the minutes of the last regular meeting of the Kenora Police Services Board held January 24, 2020 be confirmed as written and circulated.

5. Business Arising from Minutes (Outstanding Items)

➤ **Primary causal factors in fatal motor vehicle collisions – reporting zero**

There are no updates from Detachment Commander Duggan on this matter. The new report has been put on hold since the pandemic and he is anticipating there will be a new format shortly.

➤ **Strategic Plan – Development Plans**

Heather & Sara did meet to discuss the strategic plan development prior to COVID-19. Jeff noted that the OPP 2020-2022 strategic plan is out and he will send it to Heather to distribute to the Board once he receives an electronic copy. The new plan looks completely different than past years, and he encourages everyone to review when received.

➤ **D/C Performance Review**

This matter is on hold.

➤ **OPP Response to 9-1-1 calls**

Since the change in responding to cell phone 9-1-1 calls, the calls have dropped off expediently and the officers are not receiving many now. This should be reflected in the billing costs.

6. Receipt of Correspondence – Resolution #3

Moved by W. Van Belleghem, Seconded by D. Canfield & Carried:-

That the following correspondence be hereby received by the Kenora Police Services Board: -

- January 24 – OAPSB – Invitation to OPP Regional Roundtable Sessions
- January 30 – OAPSB – OPP Governance Summit presentation
- February 3 – Zone 1 – Policing Advisor Change – Tom Gervais
- February 4 – OAPSB – OPP Governance Summit Q & A's
- February 4 – OAPSB – Spring Conference & AGM invite
- February 6 – Zone 1 – Request for Nominations – OAPSB Board of Directors
- March 18 – OAPSB – Declaration of Provincial Emergency & Enforcement
- March 20 – J. Duggan – Update for Board
- March 22 – OAPSB – Remote Meetings
- March 23 – OAPSB – Conference cancellation
- April 16 – OAPSB – AGM Notice
- April 16 – OAPSB – Section 10 Elections
- April 20 – J. Duggan – update to the Board
- April 26 – MCSCS – CSWB Plan – COVID-19 extension
- April 27 – Zone 1 – AMO Presentation
- May 1 – AMO – OPP Detachment Boards Discussion Paper
- May 5 – OAPSB – Zone 1 and 1A Section 10 Elections invitation
- May 11 – Zone 1 – Letter from Mayor Holland
- May 13 - OAPSB – Zone 1 and 1A Section 10 Elections invitation

7. New Business

➤ **Update from Regional Roundtable Session (Sara/Heather) attendance**

Heather and Sara attended the Governance session that was scheduled at the end of January in Toronto. The focus was around strategic planning for the board and community consultation and there has to be very specific indicators that demonstrate dealing with the vulnerable population. There was a lot of discussion around board composition and board sizes. Every area is unique and different so it will be evaluated. Consultations continued but the Board size has not been confirmed.

➤ **AMO Discussion Paper Input**

The consultation is open until May 28th and we can submit consultation comments. One of the concerns was the DSAB participation and unless something has changed drastically that is an absolute no. That was a discussion at a DSAB meeting and if there is no interest at that level this becomes a moot point. There will be a response sent back in by the DSAB with their position and it is suspected that the Boards is not in support of that, would suspect that there is not an appetite to take on any other roles and responsibilities. Sara requested that Heather sends out the OPP contract again to the Board. Once the new boards are formed it is anticipated that there will be no provincial appointees they want the boards to be reflective of the community they serve. It is important to our board to have an indigenous influence on our Board at some point once they decide how big our

board will be. Important that we expand or change over that we have representation of the Indigenous population. With the change in legislation there will be mandatory training required and with this the board wishes to see support for this mandatory training through funding for participating in the mandatory training.

Heather will put the Boards response together and outline our concerns and our support by May 28th.

➤ **Community Safety & Well Being Plan Updates from the Sol Gen**

Correspondence dated April 24th due to COVID amendments to the Act that the deadline has been extended to January 2021.

➤ **Release from Custody Issues and OPP Response**

It has been widely published that jails and courts were looking at releasing people from the jail into the public. We have to manage people in the community, and we have concerns about the people they have released. Talked to Thunder Bay and they run a risk table which brings all the partners together and run a risk form where they will be staying, released into social houses not owned by the people and can't have guests more than 10 days. Currently with duty counsel and anticipate will go through and will start using shortly, ultimately it is a JP decision, but will know where people are getting released to. It has been known that these people are being released to victim houses, across the street from victim houses, and the entire decision around this release from custody is causing significant problems and concerns in our community.

Items on HOLD - 2020

- PSB Annual Report to Council
- Business Plan
- Community Meeting
- Community Survey

Sara and Heather met earlier and discussed a community meeting and community draft survey. Believe it fits in well with COVID-19 as more people are online and have time to review and participate in a survey. Before we go to the next steps and can form part of the presentation back to Council or the community we are looking at doing the survey first. Heather will circulate the draft survey for comment by the Board.

8. Detachment Commander's Report – Resolution #4

Moved by A. Poirier, Seconded by W. Van Belleghem & Carried:-

That the Kenora Police Services Board hereby accepts the Kenora OPP monthly reports for the months of January, February, March and April 2020 as presented.

Discussion: Detachment Commander Duggan provided a high level highlight of the reports. Everything is down with the exception of sexual assaults. The municipal revenue portion is not available because of COVID-19. Not doing criminal record checks, because of the pandemic it has sped up the process for online criminal record checks. Calls for service are 1,387 which are down by over 600 in the first quarter. Sexual assaults are up for the month of April and the only one that is up. Theft overs are up and relates to cell phones that were stolen and bank accounts that were accessed. Mischiefs are up along with our drug crimes are up as a result of more officers working on drug crimes in the

detachment. Number of cruiser patrol hours is up 946.5 is up and foot patrol 82 hours. Have gone to target enforcement plan and specific officers assigned to foot patrol now.

Historical data displays that are total calls for service to date are down. All training has been cancelled and a lot of vacation has cancelled which means more officers to do a lot of proactive work being done, patrols that have not been able to be done, recovering stolen property, local in service training unit that are working with us.

Behaviour mental health screener – mental health calls for service were 103 occurrences. 99 had the screener. Wait time in emergency is going up to 3 hours 9 minutes and needs to be addressed with the hospital. Will be reviewing with admin as the goal is 60 minutes. Some of the important numbers include out of the 99 people that went to the hospital only 19 were admitted. Adult mobile crisis team and CMHA Kenora will put the social work piece together and that team will be operational. There will be a youth team and an adult team, with opposite shifts so there is 7 day per week coverage. The goal is to try and offer services in the community, sitting at hospital for 3 hours means that 2 officers are sitting there and not on the street.

It was questioned about the process for the gatherings of more than 5 people. There are a ton of people at Garrow, swimming so wondering if enforcement is taking place. Education first to people and it is at the officer's discretion. Enforcement is the last means. We have only had to turn to enforcement once. If it is happening, certainly anyone can call. Businesses come straight to Jeff and deal on a case by case basis. Have been able to work through many different scenarios. Getting a lot of calls about people out of the 50 kms outside of the Manitoba border, or self-isolating when they return. Turned back to the local MPP for his input to the Manitoba government.

9. Next Meeting Date

➤ June 25, 2020 @ 9:00 a.m. – Virtual

10. Adjourn to Closed Session – Resolution #5 Moved by D. Canfield, Seconded by D. Reynard & Carried:-

That in accordance with Subsection 35(4) of the Police Services Act, authorization is now given for the Police Services Board to adjourn to a closed session at 9:51 a.m. under section:

(b) Intimate financial or personal matters (2 items)

11. Reconvene to Open Session

12. Adjournment – Resolution #6 Moved by D. Reynard, Seconded by A. Poirier & Carried:-

That the Board reconvenes to its open session at 10:06 a.m. with no reports; and further

That the Regular Kenora Police Services Board meeting be hereby adjourned at 10:06 a.m.



Kenora Detachment
350 Hwy 17A
Kenora, On, P9N 3X7
807-548-5534

Inspector Jeff Duggan
Detachment Commander

Report to Kenora Police Services Board

May 2020

Financial:

Municipal Revenue

May
\$183.46

Policing Costs:

Estimated Annual Costs – 2011	\$ 6,687,785.00
Actual Costs – 2011	\$ 6,171,359.00
Estimated Annual costs – 2012	\$ 6,817,707.00
Actual Annual Costs – 2012	\$ 5,882,408.00
Estimated Annual costs – 2013	\$ 6,781,887.00
Actual Annual costs – 2013	\$ 5,917,335.00
Estimated costs – 2014	\$6,669,205.00
Actual costs – 2014	\$6,712,397.00
Estimated costs – 2015	\$6,344,757.00
Actual Annual Costs – 2015	\$6,464,472.00
Estimated costs – 2016	\$ 6,063,248.00
Actual Costs – 2016	\$6,047,978.00
Estimated costs – 2017	\$ 5,684,673.00
Actual cost – 2017	\$5,631,454.00
Estimate Costs – 2018	
Actual Costs – 2018	\$5,813,375.00
Estimate Costs - 2019	
Actual Costs – 2019	\$6,150,401.00
Estimate Costs – 2020	\$6,076,558.00

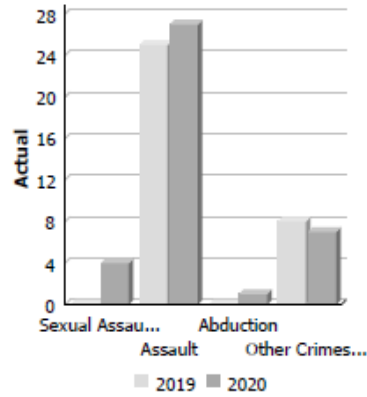
Operations:

Total Number of Calls for Service:

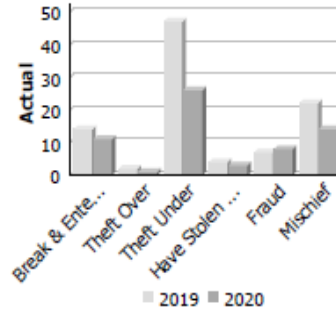
May
1672

Police Services Board Report for Kenora
Records Management System
May - 2020

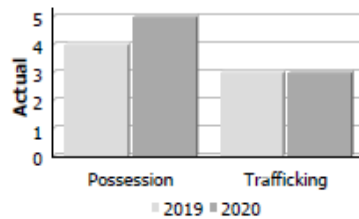
Actual	May			Year to Date - May		
	2019	2020	% Change	2019	2020	% Change
Murder	0	0	--	0	0	--
Other Offences Causing Death	0	0	--	0	0	--
Attempted Murder	0	0	--	0	0	--
Sexual Assault	0	4	--	18	27	50.0%
Assault	25	27	8.0%	142	112	-21.1%
Abduction	0	1	--	2	2	0.0%
Robbery	0	0	--	5	3	-40.0%
Other Crimes Against a Person	8	7	-12.5%	40	34	-15.0%
Total	33	39	18.2%	207	178	-14.0%



Actual	May			Year to Date - May		
	2019	2020	% Change	2019	2020	% Change
Arson	0	0	--	0	1	--
Break & Enter	14	11	-21.4%	54	40	-25.9%
Theft Over	2	1	-50.0%	14	22	57.1%
Theft Under	47	26	-44.7%	200	135	-32.5%
Have Stolen Goods	4	3	-25.0%	10	6	-40.0%
Fraud	7	8	14.3%	40	37	-7.5%
Mischief	22	14	-36.4%	74	62	-16.2%
Total	96	63	-34.4%	392	303	-22.7%



Actual	May			Year to Date - May		
	2019	2020	% Change	2019	2020	% Change
Possession	4	5	25.0%	17	18	5.9%
Trafficking	3	3	0.0%	6	11	83.3%
Importation and Production	0	0	--	0	0	--
Total	7	8	14.3%	23	29	26.1%

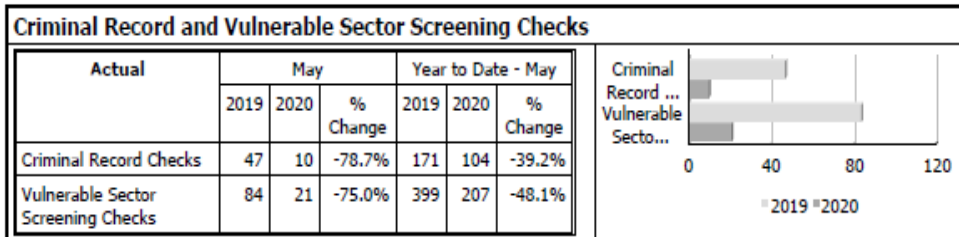
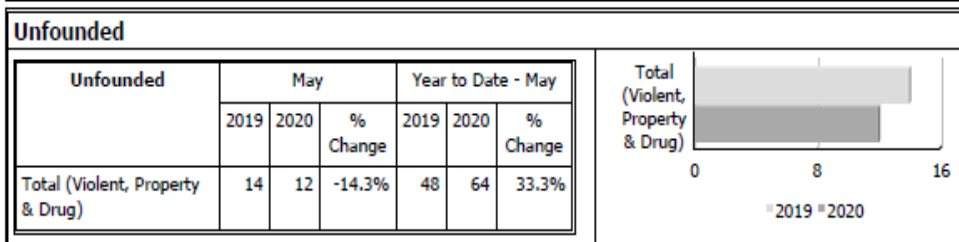
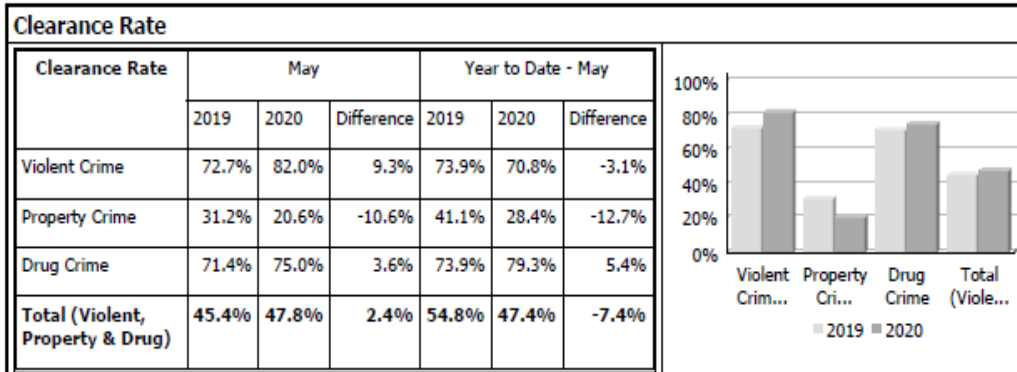


Detachment: 2F - KENORA
Location code(s): 2F00 - KENORA
Area code(s): 2008 - Kenora
Data source date:
2020/06/20

Report Generated by:
Clifford, Charlene

Report Generated on:
Jun 22, 2020 2:59:45 PM
PP-CSC-Operational Planning-4300

Police Services Board Report for Kenora
Records Management System
May - 2020



Data contained within this report is dynamic in nature and numbers will change over time as the Ontario Provincial Police continue to investigate and solve crime.

Data Utilized

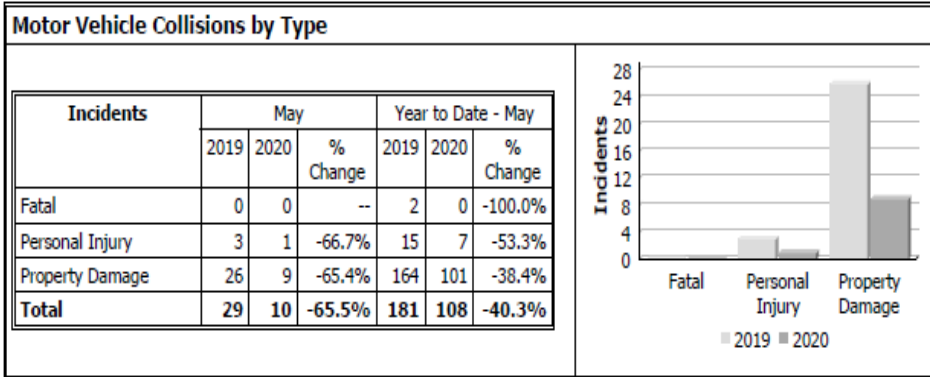
- Major Crimes
- Niche RMS All Offence Level Business Intelligence Cube

Detachment: 2F - KENORA
Location code(s): 2F00 - KENORA
Area code(s): 2008 - Kenora
Data source date:
2020/06/20

Report Generated by:
Clifford, Charlene

Report Generated on:
Jun 22, 2020 2:59:45 PM
PP-CSC-Operational Planning-4300

**Police Services Board Report for Kenora
Collision Reporting System
May - 2020**



Fatalities in Detachment Area

Incidents		May			Year to Date - May		
		2019	2020	% Change	2019	2020	% Change
Motor Vehicle Collision	Fatal Incidents	0	0	--	1	0	-100.0%
	Alcohol Related	0	0	--	0	0	--
Off-Road Vehicle	Fatal Incidents	0	0	--	0	0	--
	Alcohol Related	0	0	--	0	0	--
Motorized Snow Vehicle	Fatal Incidents	0	0	--	1	0	-100.0%
	Alcohol Related	0	0	--	0	0	--

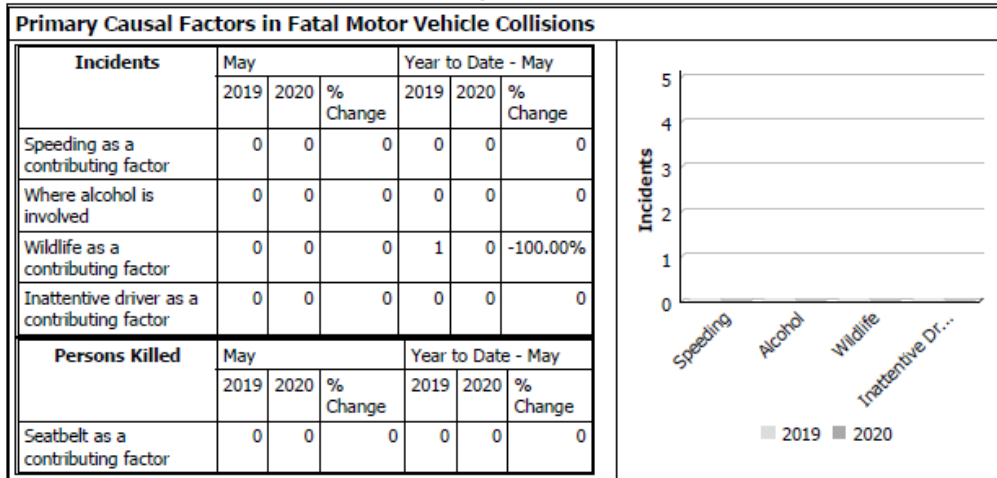
Persons Killed	May			Year to Date - May		
	2019	2020	% Change	2019	2020	% Change
Motor Vehicle Collision	0	0	--	1	0	-100.0%
Off-Road Vehicle	0	0	--	0	0	--
Motorized Snow Vehicle	0	0	--	1	0	-100.0%

Detachment: 2F - KENORA
Location code(s): 2F00-KENORA
Data source date:
2020/06/20

Report Generated by:
Clifford, Charlene

Report Generated on:
Jun 22, 2020 3:06:18 PM
PP-CSC-Operational Planning-4300

**Police Services Board Report for Kenora
Collision Reporting System
May - 2020**



Data Utilized

- SQL online application reporting system – OPP CRS 2.3.09
- Collision Reporting System Business Intelligence Cube

Detachment: 2F - KENORA
Location code(s): 2F00-KENORA
Data source date:
 2020/06/20

Report Generated by:
 Clifford, Charlene

Report Generated on:
 Jun 22, 2020 3:06:18 PM
 PP-CSC-Operational Planning-4300

Police Services Board Report for Kenora
2020/May to 2020/Mar

Public Complaints	
Policy	0
Service	0
Conduct	0

Date information collected from Professional Standards Bureau Commander Reports: 2020-06-22

Data Source

Ontario Provincial Police, Professional Standards Bureau Commander Reports
- Includes all public policy, service and conduct complaints submitted to the Office of the Independent Police Review Director (OIPRD)

Secondary Employment

Daily Activity Reporting Patrol Hours	
Total Hours	2020/May to 2020/Mar
Number of Cruiser Patrol Hours	720.00
Number of Motorcycle Patrol Hours	0.00
Number of Marine Patrol Hours	6.00
Number of ATV Patrol Hours	7.50
Number of Snowmobile Patrol Hours	0.00
Number of Bicycle Patrol Hours	0.00
Number of Foot Patrol Hours	177.00
Number of School Patrol Hours	0.00

Data source (Daily Activity Reporting System) date: 2020/06/20

Detachment: 2F - KENORA
Location code(s): 2F00 - KENORA
Area code(s): 2008 - Kenora (old association)

Report Generated by:
Clifford, Charlene

Report Generated on:
Jun 22, 2020 3:08:01 PM
PP-CSC-Operational Planning-4300

Kenora OPP Historical Data 2016-2020

Calls for service	January	February	March	April	May	June	July	August	September	October	November	December	Total
2016	1,040	1,093	1,132	1,231	1,181								5,677
2017	936	1,053	1,398	1,436	1,396								6,219
2018	1,237	1,292	1,414	1,490	1,522								6,955
2019	1,265	1,228	1,463	1,753	1,832								7,541
2020	1,142	1,268	1,275	1,387	1,672								6,744

Sexual Assaults	January	February	March	April	May	June	July	August	September	October	November	December	Total
2016	5	1	2	4	6								18
2017	2	4	5	10	6								27
2018	3	3	5	3	6								20
2019	6	4	3	3	0								16
2020	3	11	3	5	4								26

Assaults	January	February	March	April	May	June	July	August	September	October	November	December	Total
2016	18	20	30	21	24								113
2017	33	21	34	37	28								153
2018	28	24	31	31	36								150
2019	26	25	20	41	22								134
2020	17	17	23	21	27								105

Robbery	January	February	March	April	May	June	July	August	September	October	November	December	Total
2016	0	0	0	0	1								1
2017	2	1	2	2	1								8
2018	0	3	4	4	2								13
2019	2	0	1	1	0								4
2020	0	0	3	0	0								3

Break and Enter	January	February	March	April	May	June	July	August	September	October	November	December	Total
-----------------	---------	----------	-------	-------	-----	------	------	--------	-----------	---------	----------	----------	-------

Kenora OPP Historical Data 2016-2020

2016	20	4	1	2	2									29
2017	4	3	8	6	6									27
2018	3	4	5	4	4									20
2019	8	8	9	13	13									51
2020	6	4	7	11	11									39

Theft Under	January	February	March	April	May	June	July	August	September	October	November	December	Total
2016	20	23	18	10	27								98
2017	4	17	15	23	31								90
2018	38	28	50	46	53								215
2019	45	22	38		45								150
2020	35	24	17	17	26								119

Fraud	January	February	March	April	May	June	July	August	September	October	November	December	Total
2016	4	5	6	5	7								27
2017	2	5	5	8	9								29
2018	8	12	15	14	8								57
2019	10	6	8	26	6								56
2020	12	12	1	3	8								36

Kenora OPP Historical Data 2016-2020

Mischief	January	February	March	April	May	June	July	August	September	October	November	December	Total
2016	10	10	8	10	19								57
2017	4	8	12	12	17								53
2018	14	8	7	7	20								56
2019	7	14	11	14	23								69
2020	8	9	12	16	14								59

Highway Traffic Act	January	February	March	April	May	June	July	August	September	October	November	December	Total
2016	42	33	69	30	76								250
2017	24	33	37	42	61								197
2018	80	90	148	112	142								572
2019	74	32	26	61	105								298
2020	32	Not Avail	Not Avail	Not Avail	Not Avail								32

Criminal Code Non-Traffic	January	February	March	April	May	June	July	August	September	October	November	December	Total
2016	161	133	135	91	122								642
2017	103	91	227	187	153								761
2018	166	154	200	140	268								928
2019	191	177	87	222	182								859
2020	87	Not Avail	Not Avail	Not Avail	Not Avail								87

Traffic Related Speeding	January	February	March	April	May	June	July	August	September	October	November	December	Total
2016	11	1	6	9	21								48
2017	6	9	5	9	20								49
2018	32	46	65	61	83								287
2019	32	11	14	39	40								136
2020	12	Not Avail	Not avail	Not Avail	Not Avail								12

Impaired	January	February	March	April	May	June	July	August	September	October	November	December	Total
2016	7	9	6	4	10								36

Kenora OPP Historical Data 2016-2020

2017	1	6	8	11	5									31
2018	8	4	7	12	14									45
2019	1	*	*		*									1
2020				16 Year Total										0

General Patrol Hours	January	February	March	April	May	June	July	August	September	October	November	December	Total
2016	1,925	1,789	1,839	1,843	1,645								9,041
2017	1,551	1,538	934	1,386	1,525								6,934
2018	532	443	549	455	335								2,314
2019	445	327	341	368	334								1,815
2020	647	737	744	946	720								3,794

Foot Patrol Hours	January	February	March	April	May	June	July	August	September	October	November	December	Total
2016	150	140	107	127	120								644
2017	62	87	49	64	83								262
2018	60	38	43	57	39								237
2019	47	38	37	65	135								322
2020	73	94	80	82	177								506